

Special 9-1-1 Tips
For
SENIORS




Special 9-1-1 Tips for Seniors

Today's seniors are more healthy and active than ever before, but like everyone, they need to pay attention to health and safety risks. For example, Americans over the age of 65 have a fire death rate nearly twice the national average. For those over 75, this jumps to three times the national average. Bob Stuckey, General Manager of Sarasota County Public Safety Communications, offers the following safety prevention tips for common problems facing seniors, whether living independently or in a care facility, there are steps seniors can take to remain safe.

- Invest in a touch-tone phone with large, easy-to-read numbers. Some phones can be purchased with a switch that will go from pulse dialing to touch-tone dialing. Make sure the switch is set to touch-tone.
- Call 9-1-1 right away in an emergency.
- Dialing "0" will not always connect you with an operator nearby. It may connect you with an operator many hundreds of miles away. Always dial 9-1-1 for local police, fire or medical emergency assistance.
- Call 9-1-1 **before** calling a family member. Once help is on the way, arrangements can be made to notify your family.
- Stay on the line with the 9-1-1 call taker and answer all questions. The more information they have, the better able they are to help you.
- Try to be patient and stay calm. The call taker and emergency dispatchers may need to ask additional questions while help is on the way.
- The 9-1-1 system allows the call taker to "know" where you are calling from even if you cannot speak – for instance, if you are experiencing a stroke or if there is an intruder in your home. Just dial 9-1-1 and leave the phone off the hook. **Do not hang up.**
- It is a good idea to post your address by your telephone. If you have just moved you may have a new address – but you may recite your old address in an emergency situation. Or you may have visitors who are not familiar with your address. This makes it difficult for the call taker to verify the address that appears on the computer screen.
- Emergency responders cannot help you if they cannot find you. Put your house number – large white numbers against a dark background works best – outside your home so it can be seen from the road day or night.
- Any calls to 9-1-1 are free, even from pay phones or cell phones.
- 9-1-1 is a 24 hour a day service. You should call immediately when an emergency occurs, even if it is in the middle of the night.
- Keep your medical history taped to the refrigerator in an envelope clearly marked with your doctor's phone number(s).

For more information or if you wish to have someone speak on the proper use of 9-1-1, contact Sarasota County Public Safety Communications, 941-861-5000.

Disaster Preparedness
For
Families with
SPECIAL NEEDS



DISASTER PREPAREDNESS FOR FAMILIES WITH SPECIAL NEEDS

It is important that those in our community with special needs be prepared for any disaster event. Parents and care providers need to project a calm demeanor during a disaster or emergency. Children and adults may sense your uneasiness and become upset. Practice for and prepare to project a sense of calm and assurance.

Be ready to evacuate. Have a plan for getting out of your home or building and ask friend or family for assistance, if necessary. Plan two evacuation routes. Some roads may be closed or blocked in a disaster.

Create a self-help network of relatives, friends or co-workers to assist in an emergency.

If you think you may need assistance in a disaster, discuss your disability with relatives, friends, and co-workers and ask for their help. Give a key to a neighbor or friend who may be able to assist you in a disaster situation.

Register with the Sarasota County's People With Special Needs Registry if you need assistance. This will allow you to be located and assisted quickly in a disaster.

Wearing a medical alert tag or bracelet to identify your disability will help in case of an emergency.

If you have a severe speech, language, or hearing disability:

- When you dial 911, tap the space bar to indicate TDD call.
- Store a writing pad and pencils to communicate with others
- Keep a flashlight handy to signal whereabouts to other people and for illumination to aid in communication.
- Remind friends that you cannot completely hear warnings or emergency instructions. Ask them to be your source of emergency information as it comes over the radio.

- If you have a hearing ear dog or seeing eye dog, be aware that the dog may become confused or is disoriented in an emergency. Store extra food, water and supplies for your dog.
- Consider your pets. Plan for their needs in advance, particularly if sheltering is necessary. This will allow you to concentrate on the rest of the family as danger approaches.

Prepare your needs in your home now so that you will be ready after disaster strikes.

- Check for items that may have broken or been displaced that could cause a hazard, particularly electrical lines.
- Follow instructions for disaster supplies kits for home, workplace, personal, and car

Sarasota County
People with
SPECIAL NEEDS
(PSN)

SARASOTA COUNTY PEOPLE WITH SPECIAL NEEDS (PSN) APPLICATION



6050 Porter Way
Sarasota, FL 34232
Fax (941) 861-5501

PLEASE PRINT CLEARLY

GENERAL INFORMATION

For convenience and comfort, citizens are encouraged to make their own evacuation and shelter plans if possible. As an alternative, the PSN program addresses the needs of people with medical conditions or need transportation to a shelter.

Name: _____ Spouse: _____
Last First MI

Address _____ City, _____ St _____ Zip _____ Unit _____
FL

Phone # () _____ Secondary Phone #: () _____ Email Address: _____

Birth Date: ___/___/___ Age: ___ Gender: Male ___ Female ___ Weight ___ Height ___' ___"

Primary Language Spoken: ___ English ___ Spanish ___ Other: _____

Phone number to be reached if not a full-time resident of Sarasota? () _____

Sub-Division/Facility – Location Description: _____

Type of Home _____ Type of Construction _____ Year Built _____
(i.e.: Single Family, Apt/Condo) (i.e.: Block, Wood, Brick, **Mobile home**, Unknown etc.)

PETS

___ Pet provided for ___ Number of Cats ___ Number of Dogs Service Animal? ___ Yes ___ No

TRANSPORTATION FOR PSN APPLICANT

Do you need Transportation? ___ Yes ___ No
 ___ Ambulance (bedridden)
 ___ Lift Gate Vehicle (wheelchair)
 ___ Standard Vehicle (canes, walkers, walks without help)

TRANSPORTATION FOR OTHER EVACUEES

___ Ambulance (bedridden)
 ___ Lift Gate Vehicle (wheelchair)
 ___ Standard Vehicle (canes, walkers, walks without help)

Offical Use Only

<i>Fire</i>	Evac/Flood Div #	CodeRED	<i>Grid</i>	Destination	File #	Received date: Entered Date
-------------	---------------------	---------	-------------	-------------	--------	--------------------------------

Emergency Management is mandated by Florida Statutes to maintain a voluntary registry of persons who will need assistance during emergency evacuations. Records relating to registration of disabled citizens are exempt from the Provisions of F.S. 119.07(1) Public Records Law

Sarasota County prohibits discrimination in all services, programs or activities on the basis of race, color, national origin, age, disability, sex, marital status, familial status, religion, or genetic information. Persons with disabilities who require assistance or alternative means for communication of program information (Braille, large print, audiotape, etc.), or who wish to file a complaint, should contact:

Sarasota County ADA/Civil Rights Coordinator
1660 Ringling Blvd.
Sarasota, Florida 34236

Phone: 941-861-5000; TTY 7-1-1 or 1-800-955-8771
Email: adacoordinator@scgov.net

CONTACTS AND EVACUEES

PSN Applicant Name (from front): _____

_____() _____()
Primary Doctor: Phone Home Health Agency Info Phone:

_____() _____()
Emergency Contact Phone Caregiver Phone

___ Evacuate Spouse? _____ Number of **additional** Evacuees (**excluding** PSN
___ Evacuate Caregiver? Spouse, Caregiver)

MEDICAL INFORMATION

- ___ Aphasia
- ___ Arthritis
- ___ Asthma
- ___ Bronchitis
- ___ Cancer
- ___ Cerebral Palsy
- ___ Comatose
- ___ Contagious Disease – Type: _____
- ___ Dementia ___ Early ___ Moderate ___ Late
[___ unable to follow instructions ___ wanders]
- ___ Diabetes
- ___ Dialysis: (in-home Dialysis?) ___ Yes ___ No
- ___ Difficulty Speaking
- ___ Edema
- ___ Emphysema/COPD
- ___ Hearing Impaired
- ___ Heart Condition ___ Stable ___ Unstable
- ___ High Blood Pressure
- ___ Hip/Knee Replacement: When? _____
- ___ Hospice (“end-of-life” diagnosis, not palliative care)

- ___ Medical Equipment *circle any that apply:*
[Feeding tube, Ventilator, IV, Indwelling Catheter]
- ___ Memory Loss
 - ___ Mentally Impaired
 - ___ Multiple Sclerosis
 - ___ Muscular Dystrophy
 - ___ Nebulizer
 - ___ Open Sores
 - ___ Ostomy – Type _____
 - ___ Oxygen Use ___ LPM (number on dial)
 - ___ Parkinson’s: ___ Early ___ Moderate ___ Late
 - ___ Psychosis ___ Controlled ___ Uncontrolled
 - ___ Seizures ___ Controlled ___ Uncontrolled
 - ___ Sight Impaired
 - ___ Skin Disease
 - ___ Skin Infections
 - ___ Special Diet (bring doctor-prescribed food)
 - ___ Speech Impaired
 - ___ Stroke/CVA (limitations)

List known allergies: _____
List medication: _____
Other Comments: _____

POWER DEPENDENT

[your doctor may want you to register in FPL’s “Medical Essential Service Program” at 941-917-0708]


- ___ Oxygen Concentrator
- ___ Sleep Apnea (CPAP Machine)
- ___ Ventilator/Respirator (machine is used to **breathe** for you, unlike the Oxygen Concentrator and CPAP)
- ___ Name of Oxygen Company: _____
- ___ Other, Please Specify: _____

MOBILITY

- ___ I have someone assist me with all my daily activities
- ___ I walk without help
- ___ I use a cane
- ___ I use a walker [walk long distances? ___ Yes ___ No]
- ___ I use a wheelchair ___ regular ___ Wide
- ___ I am bedridden

* CONTACT US WITH CHANGES TO YOUR INFORMATION, NO NEED TO RE-REGISTER YEARLY.

Disaster Planning
For
PETS



Pet-Emergency Kit Checklist:

- Proper ID collar and rabies tag/license.
- Copy of current vaccinations.
- Carrier or cage (large enough for your pet to move around).
- Contact phone numbers.
- Collar, leash and muzzle.
- Ample food supply (at least two weeks).
- Water/food bowls.
- Medications.
- Paper towels/newspapers, cat litter, scoop and plastic bags (for handling waste).
- Disinfectant and cleaning materials.
- Proper ID on all belongings (including emergency contact information if you evacuate).
- Current photo of you with your pet.
- A comfort item such as a favorite toy, blanket or treats.
- Manual can opener.
- Microchipping your pet is strongly recommended.

List of Sarasota County dog and cat friendly shelters:

Shelters are opened on an as needed basis and may vary with each emergency. Never go to a shelter unless local officials have announced it is open. Current shelter information is available from local radio/television stations, the Sarasota County Call Center at 941-851-5000, and www.scgov.net.

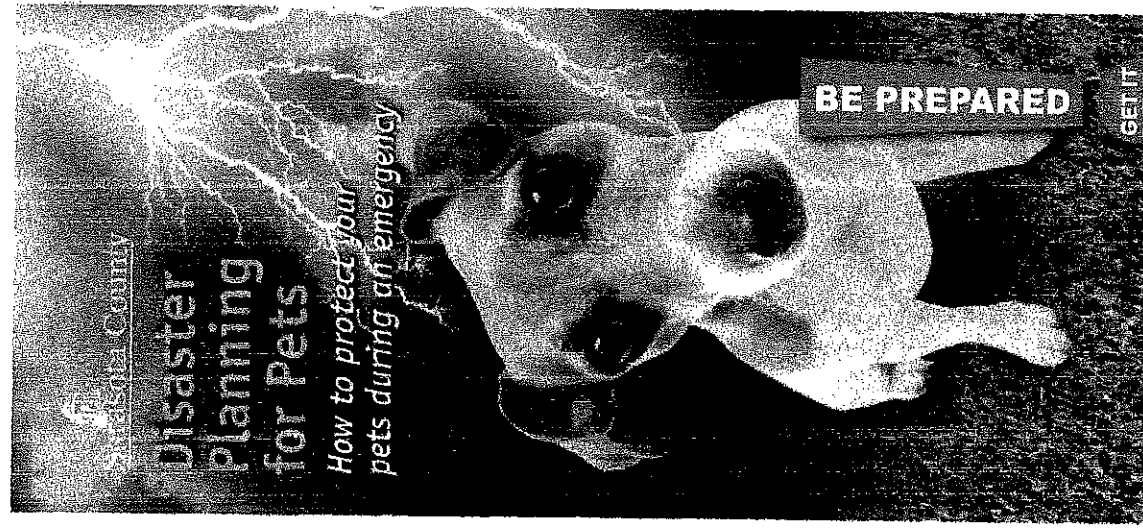
SHELTER	REGION	ADDRESS
Brookside Middle School	North	3636 South Shade Ave., Sarasota
Riverview High School	North	1 Ram Way, Sarasota
Woodland Middle School	South	2700 Pariacea Blvd., Venice
Heron Creek Middle School	South	6501 West Price Blvd., Venice
North Port High School	South	6400 West Price Blvd., Venice

Things To Consider:

Don't leave your pet behind and don't use your pet as an excuse not to evacuate. Don't put yourself, your family and your pet at risk! You are responsible for planning for your pet. If you are ordered to evacuate, take your Pet-Emergency Kit if you go to friends, relatives or a hotel. Unless there are pet-friendly shelters in your county, shelters cannot accept pets. After the storm has passed, be careful allowing your pet outdoors. Familiar scents and landmarks may be altered, and your pet could easily be confused and become lost. Downed power lines, other animals and insects brought in with high water could present real dangers to your pet. Take care not to allow your pet to consume food or water which may have become contaminated. Nearly 80 percent of pets displaced by a storm are never reunited with their owners.

FOR MORE INFORMATION:

- Sarasota County Contact Center
941- 861-5000
scgov.net
- Sarasota County Animal Services
941-861-9500
sarasotasheriff.org/animal.asp
- Humane Society of Sarasota County
941-951-4131
hssc.org
- American Red Cross
941-379-9300
southwestflorida.redcross.org



BE PREPARED

**GEN IT
DISE-HER**



PREPARE-PLAN-PROVIDE

Planning for an emergency now will save you time and worry when the moment arrives to evacuate with your pets.

The safety of your family pets depends on you, especially in an emergency. During severe weather or other emergency situations, if it is unsafe for you to stay in your home, it is also unsafe for your pets. Just as you should prepare an emergency kit for yourself, you should also prepare one for your pets. The safety and successful evacuation of your family and pets depends on a good plan and being prepared with the proper supplies. Sarasota County has several shelters throughout the county that accept dogs and cats, but you must be prepared before you go.

PREPARE - Your Emergency Kit

Food and Water - your pet's emergency kit should include food and water bowls and at least a three-day supply of food and water stored in airtight, waterproof containers.

First-Aid and Medical Kit - Keep an extra supply of the medicines your pet takes on a regular basis including flea and tick prevention, in a waterproof container. Your pet's medical kit should also include bandages, tape, scissors, latex gloves,

antibiotic ointment, iodine and saline solution.

You may also want to include a pet first-aid reference book to help prepare you and your pet for the unexpected. Talk to your veterinarian about what else might be appropriate for your pet's needs. (Pets may also develop special needs due to a change in accommodations and increasing stress levels.)

Collar, Leash, ID Tags and Vaccination Records

- Your pet should wear a collar with its rabies tag and identification at all times, but especially during an evacuation. Include an extra collar and leash for each pet; copies of your pet's vaccination information and prescriptions. Also include current photos of your pet with your pet in the event that you and your pet become separated.

Crate, Pet Carrier, Towels, Blankets and Toys

- In the event of an emergency evacuation the safest way to transport your animals is in a crate or pet carrier. Sarasota County pet shelters REQUIRE that your pet remains in a crate or pet carrier. A crate or carrier will also ensure that your pet remains safe should you have to leave your pet to assist others. The carrier should be large enough for your pet to stand, turn around and lie down and for cats; large enough to accommodate a small litter box. Your pet may also find comfort in a blanket or towel that smells and looks familiar. Bringing along a favorite toy might also help reduce your pet's stress.

Sanitation - Include pet litter and litter boxes, newspapers, paper towels, plastic trash bags and wet-wipes. You may also want to include a bottle of plain bleach as it can be used as disinfectant. (Use 16 drops of regular bleach per gallon of water to disinfect and clean soiled pet areas.)

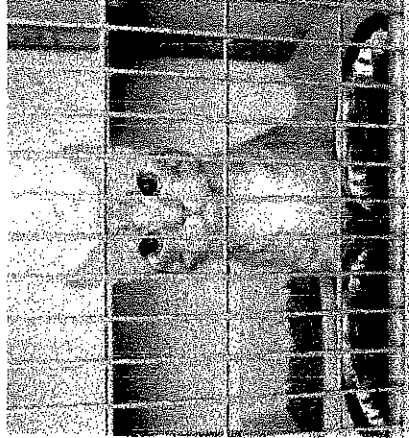
PLAN - What You Can Do in Advance

Create an Emergency Plan - Plan ahead how you will gather your pets and what vehicle you will transport them in. Keep in mind that if you go to a public shelter, not all shelters allow pets

inside. Get to know possible evacuation routes and identify hotels or motels that you might stay in that accept pets. You may also want to research kennels or veterinary hospitals near your target safe location that could be used as alternative housing options for your pets.

Designate a Pet Care Surrogate - Ask a friend, neighbor or relative to care for or evacuate your pet in the event that you are unable to do so. Share your emergency plan with your surrogate and make sure he or she knows where your emergency kit is located. Mark medicines, collars and leashes with labels to make it easy for caregivers to know what belongs to each pet and how medicines are to be administered and supplies used.

Talk to Your Veterinarian - Discuss the types of things that you should include in your pet's first-aid kit. Get the names of vets or hospitals in other cities where you might need to seek temporary shelter. You might also want to inquire about permanent identification such as microchipping and enrolling your pet in a recovery database.



PROVIDE - Provide a Safe Place

If you do have to take shelter with your pet in a public shelter know that you must provide your own transportation to the shelter and you may not be permitted to leave during sustained winds of 45 mph or higher for your safety. Be prepared with your supplies and your plan, so that you can provide you and your pet with a safe place.

Pet Shelter Rules:

- Sarasota County pet shelters allow cats and dogs ONLY. No other species of animal may be kept at these shelters.
- Pet owners must show current medical records of their pets when requested.
- Pets are to be leashed at all times when outside of their carriers.
- Owners are responsible for the daily care of their pet(s).
- Pets are to be fed and exercised twice daily.
- Owners must dispose of waste immediately.
- Cage doors must be latched and secured.
- Animals that are diseased, have parasites or are unruly are not allowed in public shelters.
- Animals abandoned at the shelter will be relocated to Sarasota County Animal Services (SCAS). Disposition is at the discretion of SCAS.
- Pet owners are liable for damages or injury caused by their pets to any person, other animals or property.
- People are not permitted to reside in "pet-designated" areas. (There are separate "living areas" for pets at the shelter.)
- Pet owners/representatives are required to sign a release upon arrival at the shelter.
- Sarasota County reserves the right to refuse admittance to any animal that poses a risk to other animals or people.

SARASOTA COUNTY EMERGENCY MANAGEMENT

PET SHELTER RULES

****CATS AND DOGS ONLY****

As the owner/guardian of a dog or cat who is taking shelter in a School Board facility, I agree that I will:

1. Report to the designated pet registration location prior to the impact of the storm.
2. Maintain personal and pet identification information on myself, my animal, and it's cage.
3. Provide an appropriate animal crate or cage for pets.
4. Provide written proof of current rabies and distemper vaccinations.
5. Recognize that pets are not permitted to enter "resident shelter areas". There are designated "shelter areas" for residents and designated "shelter areas" for animals.
6. Feed, water, sanitize and exercise my pet on a scheduled frequency of no less that twice daily until the arrival/departure of 45 mph winds.
7. Properly and immediately dispose of any waste created by my pets.
8. Properly leash my pet when it is outside of the cage.
9. Not permit other shelter occupants to handle or approach my animal(s).
10. Keep cage doors latched and firmly secured.
11. Recognize that animals demonstrating unruly or aggressive behavior, showing signs of contagious disease, or are infected by parasites (fleas, ticks, lice, etc.) may not be accepted.
12. Recognize that failure to follow these rules may result in the removal of the animal(s).
13. Know that animals found in the shelter, abandoned or without an owner/guardian present, are relocated to Sarasota County Animal Services. Final disposition is left to the discretion of Sarasota County Animal Services.
14. Understand that exotic animals are not permitted in County public shelters.
15. Recognize that I am responsible for any and all damages caused by my animal.
16. Acknowledge that I am liable in the event that my pet injures any person or any other animal.
17. Realize that during storm conditions (winds > 45 mph), I am not permitted to shelter with or visit my pet.

Name	Date
Address	Phone/Cell #
Pet ID #	
Pet Name/Description	
Owner/Guardian Signature	

Shelter admission / discharge for animal

Owner's Full Name: _____

Owner's Full Address: _____

Owner's home/cell telephone number: _____

Out of area relative name and phone number: _____

Description of Animal: Dog Cat

Male Intact Neutered
 Female Intact Spayed In-heat

Breed: _____ Color: _____ Age: _____

Distinctive Markings: _____

Micro Chip Yes No

Primary Veterinarian _____

Address & Number _____

Signature of Owner

Date

BELOW TO BE COMPLETED BY SHELTER REGISTRATION RECEPTIONIST

Arrival Date: _____ Time: _____

Yes No

Proof of

- Written proof of vaccinations during the past 12 months
- Proper ID collar and up to date rabies tag; Tag # _____
- Proper ID on all belongings
- Carrier or cage of sufficient size for the animal to stand, stretch and turn around
- Leash
- Ample food supply
- Water/food bowls
- Any necessary medication(s); Types: _____
- Newspapers, plastic disposable gloves and trash bags for handling waste
- Cages has the owner's name and address, pet name and other pertinent information labeled clearly and securely on the cage

Owners driver's license # or resident ID #: _____

Pet sheltering location: _____

Owner sheltering location: _____

Departure Date

Time

Owner's signature